

# Your Student Guide to Auckland



Explore New Zealand with  
Media Design School





# Contents

Introduction	01
About New Zealand	04 — 06
Arriving in Auckland	07
About Auckland	08 — 12
Auckland Transport	13 — 17
Accommodation	18 — 23
Eating in Auckland	24 — 25
Coffee Culture	26 — 27
Shop 'til you drop	30 — 31
Entertainment	32 — 33
Exploring Auckland	36 — 39
Safety & Wellbeing	40 — 43
Service Providers	44
Employment	46



## Kia Ora and welcome to Media Design School's International Student Handbook

Auckland is New Zealand's most cosmopolitan city and a vibrant melting pot of cultures and ethnicities. This diversity is an integral part of the city's character.

Media Design School is located in the heart of Auckland City, close to restaurants, cafes and shopping - but also within easy access of great hiking spots, beautiful beaches and adventure activities. As Auckland is a moderate-sized city, it's a breeze to get around on public transport, and has a relaxed, laidback vibe.

We hope the information in these pages gives you more insight and some insider tips on what will be your home for the next little while. We have included essential facts on the basics: finding accommodation, setting up a bank account, internet, phone, IRD number and transport options - and a few bonus extras on what to do in your spare time.

We're looking forward to you joining us at Media Design School.

### **Flora Sta.Ana**

*Student Services Manager*  
*flora@mediadesignschool.com*  
*09 303 0402 Ext: 715*







# Kia Ora

## Tēnā koe

## Tēnā kōrua

## Tēnā koutou

## Haere mai

---

Kia ora

Hi

---

Tēnā koe

Hello (to one person)

---

Tēnā kōrua

Hello (to two people)

---

Tēnā koutou

Hello (to three  
or more people)

---

Haere mai

Welcome! Come!

# About New Zealand

04

**New Zealand (Aotearoa)**  
**is a country that is renowned**  
**for its dramatic landscapes,**  
**relaxed lifestyle and**  
**friendly people. With just**  
**over four million people,**  
**New Zealand is**  
**simultaneously fast paced**  
**and low key, which makes**  
**it the perfect place to**  
**call home.**

Māori are the tangata whenua of New Zealand; the indigenous people who first came to this country called it Aotearoa, or Land of the Long White Cloud. Through stories passed down the generations, tribal groups (or iwi) trace their origins from the

Kurahaupō at North Cape to the Uruao in the South Island.

The Māori culture is rich in story, song, art and entertainment, which can be experienced at the Auckland Museum as well as at cultural festivals and events around Auckland.

European settlement began in New Zealand from the early 19th century. New Zealanders of European descent are often referred to as 'Pakeha'. In 1840, the Treaty of Waitangi, signed between the Crown and a group of Māori paramount chiefs, became the founding document of this new nation.

Since then waves of people from around the world (particularly the Pacific Islands and Asia) have contributed to New Zealand's cultural and ethnic identity, with more than 180 cultures settling in Auckland.





# Fast Facts

New Zealand Population	Over four million people
Seasons	Summer: December – February Autumn: March – May Winter: June – August Spring: September – November
Time Zones	12 hours ahead of GMT. New Zealand is one of the first places in the world to see each new day
Currency	New Zealand Dollar (NZD)
Dialing code	+64
Official Languages	English, Maori, New Zealand Sign Language
Capital City	Wellington
Continent	Oceania



# About Auckland

06

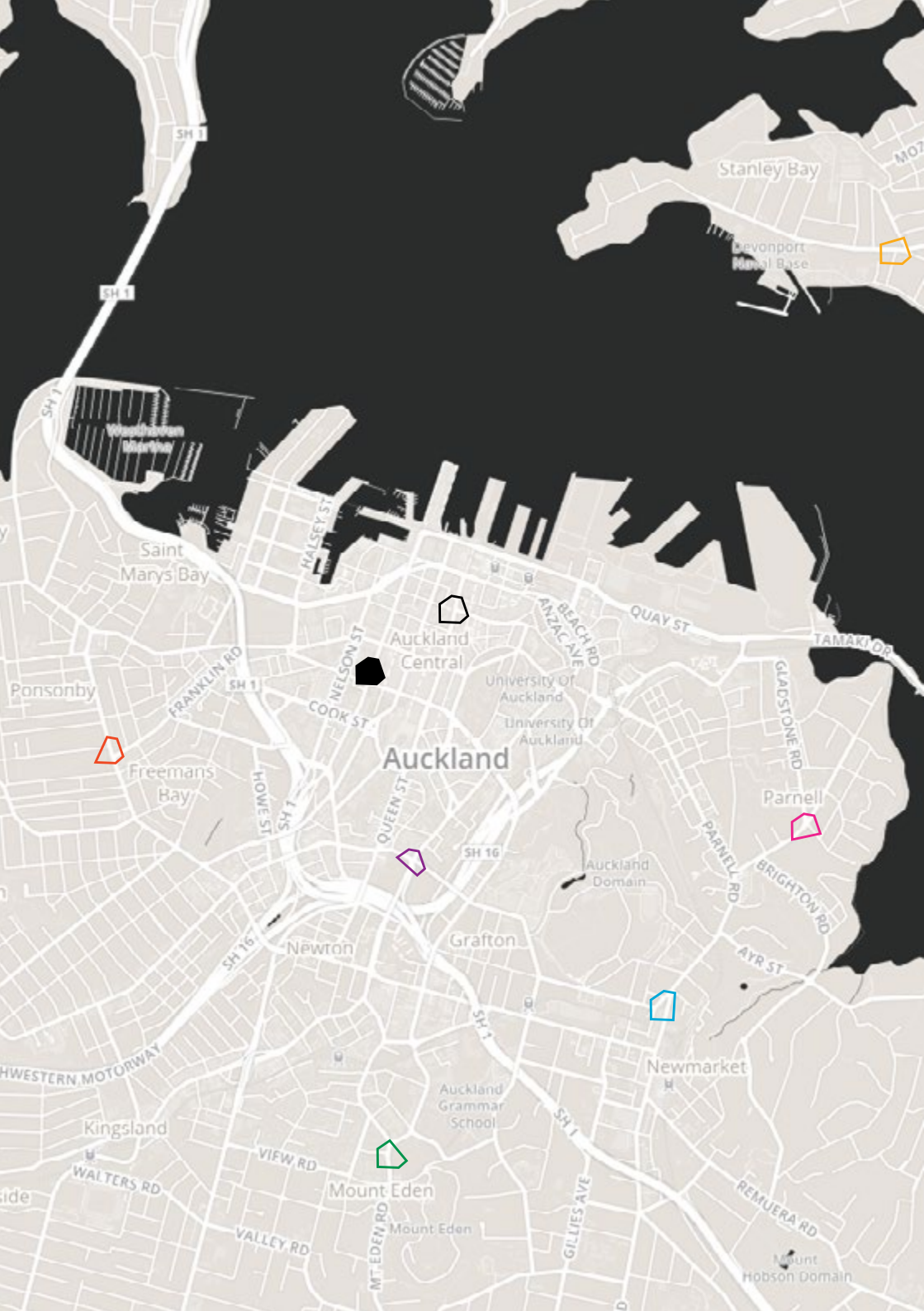
**Known as the city of sails, Auckland (or Tāmaki Makaurau) is New Zealand’s most populated city with 1.8 million people currently residing here.**

The central city boasts a harbour, museum, art gallery, several concert and theatre venues, town hall and countless public reserves, parks and recreation areas. A variety of shopping, dining and entertainment options cater for a range of interests. There is so much to see, taste and do in Auckland; you’ll never be bored while you’re living here.

Don’t just take our word for it though: in 2020, the Global Peace Index ranked New Zealand the second safest country in the world, while the 2019 Mercer Quality of Life Survey ranked Auckland the third most liveable city globally. Better yet, Auckland was also ranked within the Top 30 Best Student Cities in the QS Best Student Cities Index 2019.

## Map Key

 <b>Media Design School</b>	Auckland Campus
 <b>Central City</b>	Harbour, Art Gallery, Sky Tower
 <b>Grafton</b>	K’ Road, Night Life, St Kevins Arcade
 <b>Ponsonby</b>	Eateries, Shopping, Ponsonby Central
 <b>Devonport</b>	Beach, Parks, Walks, Village
 <b>Mt Eden</b>	Volcanic Reserve, Village
 <b>Newmarket</b>	Shopping, Domain, Auckland Museum
 <b>Parnell</b>	Markets, Parnell Pools, Rose Gardens



# Public Holidays

<b>New Year's Day</b>	January 1 & 2
<b>Auckland Anniversary Day</b>	January 30
<b>Waitangi Day</b>	February 6
<b>Good Friday</b>	April 10
<b>Easter Monday</b>	April 13
<b>Anzac Day</b>	April 25
<b>Queen's Birthday</b>	1st Monday in June
<b>Labour Day</b>	4th Monday in October
<b>Christmas Day</b>	25 December
<b>Boxing Day</b>	26 December



# Arriving in Auckland

09

**Depending on traffic, it will take you between 30 and 40 minutes to reach the central city from Auckland International Airport. Here are a few ways that we recommend you make the journey:**

## **Auckland Skybus**

The Skybus goes all the way from the airport to Britomart station in downtown Auckland and makes several stops along the way. At \$17 per one-way ticket, it is also the cheapest option.

Tickets can be purchased from the information kiosk at the airport or directly from the driver (cash only).

[airbus.co.nz](http://airbus.co.nz)

## **Super Shuttle**

Shuttle buses can be found outside the airport and will drop passengers at any address in central Auckland. This is a handy option if you already have a place to stay. The shuttle costs approximately \$30 per person to the central city, but you will have to pay extra if you have more than two suitcases on you.

[supershuttle.co.nz](http://supershuttle.co.nz)

## **Taxi**

A taxi is the quickest option to reach your destination. However, it is also the most expensive option: it could cost you anywhere from \$50-\$120 depending where you're heading.



## **Uber**

Uber is significantly less expensive than a conventional taxi. Best of all, you can send your friends and family a live update of where you're headed and they'll be able to follow your route on their phones to make sure you get home safe.

<https://www.uber.com/en-NZ/>









# Cheers

# Aye

# Heaps

# Sweet as

# Chur

---

**Cheers**

Thank you

---

**Aye**

“Don’t you think so?”

---

**Heaps**

Many

---

**Sweet as**

Good

---

**Chur**

An informal thanks



# Auckland Transport

## **Buses, trains and ferries are the most popular form of public transportation in Auckland.**

The main hub for transport is Britomart in downtown Auckland. Services departing from Britomart will connect you to most locations around the city and surrounding suburbs. Britomart is also exceptionally close to the Auckland Ferry Terminal, where all of the public ferry services depart from.

Once you have received your Media Design School student card, it is highly recommended that you purchase an AT HOP card. An AT HOP card is a prepaid smart card that you can use to tag on and off to travel on trains, ferries and buses around Auckland. This card will also give you a 20% discount off of the usual cash fare, so make sure you ask for a Tertiary concession card.

<https://at.govt.nz/bus-train-ferry/at-hop-card/>

## **Buses**

From the central city you can get to most parts of Auckland by catching a bus.

The inner city LINK bus services are frequent and reliable running loops in the central, inner and outer areas. The red LINK service, which will take you from Wynyard Quarter to Karangahape Road, is free when you use your AT HOP card.

## **Train**

Auckland trains run regularly to central, south and west Auckland suburbs from Britomart.

## **Ferry**

If you end up staying in Devonport, Bayswater, Birkenhead, or Beachhaven, you can take the ferry and beat the morning traffic to get to school. You can also take the ferry to visit some amazing scenic spots: Waiheke Island, Rangitoto, Great Barrier Island and the Coromandel.

## **Cycling**

A bike can be a cost effective option to get around Auckland. If you get a bike, make sure you read up on the official New Zealand Road Code. Legally, you must wear a helmet and use lights when cycling in darkness.

There are cycling paths throughout the city that are often shared with pedestrians and provide a safer option than riding on the roads, where the drivers can sometimes be inconsiderate of cyclists.



## Motorbikes and scooters

You require a motorcycle licence to ride a scooter or moped greater than 50cc, and it is compulsory to wear a helmet. There is free parking for your motorbike or scooter in any Auckland Council car park building.

## Driving

International visitors can use their current drivers licence in New Zealand but if you are staying longer than 12 months you may need to transfer it to a New Zealand licence.

New Zealanders drive on the left-hand side of the road. Check the latest road code before driving in New Zealand for the first time as New Zealand has some road rules that are unique to the country. You can get a road code from most bookstores, AA Centres and online bookstores.

[aa.co.nz](http://aa.co.nz)

## Buying a Car

New Zealanders love driving cars; there's never a shortage of them on the roads! Having a car in Auckland adds to your sense of freedom, especially if you want a quick weekend break away from the city.

Used cars in New Zealand are budget-friendly, and a good, reliable car will cost you less than NZ\$5,000. Cars can be purchased either from a registered motor vehicle dealer (look for the letters LMVD in the company name) or through a private purchase. The advantage of buying from a dealer is the 30-day mechanical failure warranty, which may not be available if purchasing from a private seller. Only consider buying a car if it has a current Warrant of Fitness (WOF), New Zealand's official measure of roadworthiness.

Once the purchase price has been agreed (you can negotiate a little on the price), both buyer and seller will need to complete the paperwork. The forms for change of ownership can be found at a New Zealand Post Office or your nearest Automobile Association (AA) branch.

You should get a pre purchase inspection of the car to ensure it is a good buy.

[aa.co.nz](http://aa.co.nz) or [vtnz.co.nz](http://vtnz.co.nz)

# NZ Police tips for drivers

- Keep within the speed limits. Speed limits are rigorously enforced by police.
- Drive carefully according to the weather conditions.
- Fixed and mobile speed cameras operate throughout New Zealand.
- You are required by law to carry your driver licence with you at all times.
- All vehicle drivers and passengers must wear a safety belt or approved child restraint at all times.
- If you are cycling or motorcycling, cycle helmets and motorcycle helmets are compulsory.
- Driving under the influence of alcohol or drugs is a crime. Police actively enforce it. Penalties are severe and your vehicle could be impounded in certain circumstances.
- If you are driving a campervan, you will generally drive more slowly than other vehicles. Where it is safe, please pull over to let other vehicles pass.
- For your own safety, hitchhiking is not recommended.
- Use of handheld cellphones in cars is illegal.



Cycle helmets are compulsory on New Zealand roads



New Zealand Police









# Flat

# Uni

# Mate

# No worries

# Kids

---

## Flat

Accommodation  
shared between a  
group of friends

---

## Uni

Short for  
University/Varsity

---

## Mate

Positively addressing  
someone

---

## No worries

It's okay/not  
a problem

---

## Kids

Children

## Where to stay

**Media Design School does not organise accommodation for any international students who are over the age of 18. However, there are an array of accommodation options available in the Central Business District (CBD) and in the surrounding suburbs that are sure to suit your needs.**

As these providers are not affiliated with the school, we strongly advise that you investigate your accommodation options for yourself once you've arrived in New Zealand.

**It may be a good idea to organise temporary accommodation prior to arriving in New Zealand so that you're able to see for yourself what long-term option will best work for you.**



# Apartments

## **Luau Accommodation**

With three central city locations, Luau Accommodation is well known among international students in Auckland. Owners Luciana and Aurelio take special care in ensuring the welfare of students, cleanliness and proper functioning of the structure of the accommodation.

[luauaccommodation.com](http://luauaccommodation.com)

## **Campus Waterview Apartments**

Located on the edge of Unitec's Auckland Campus, next to a lush park, Campus Waterview has on-site residential manager ensuring a safe and secure environment for students. These 'as new' apartments were recently refurbished to a high standard and come with on-site car parks.

[campus.co.nz](http://campus.co.nz)

## **Zest Ok Auckland**

Based in a fantastic central location, Zest is a budget-friendly hostel offering short and long stay options that are ideal for students. Guests have access to a 24-hour reception, spacious fully-equipped shared kitchens, common lounges and chill-out indoor or outdoor zones filled with sofas and bean bags.

[zest-ok.com](http://zest-ok.com)




---

**Left:** Campus Waterview  
**Right:** Zest OK Auckland

---

## Flatting

It is typical in New Zealand to share accommodation with roommates. This is called 'flatting' and the people that you share your accommodation with are often referred to as your 'flatmates'.

Where you live and with whom you live will have an impact on how much you enjoy your time here in Auckland. We recommend that you look for flats once you arrive in Auckland so that you can inspect houses and your potential flatmates. You will usually need a security deposit, referred to as a 'bond', to secure a flat. There are plenty of reputable places you can find affordable furniture or rental appliances if your flat is not fully furnished.

## Homestay

Living with a family in New Zealand is probably the best way to improve your English language fluency and to learn more about New Zealand's culture. Homestays provide home comforts and the warmth and security of family life. There are also lots of opportunities to practice English out of school with native English speakers.

[hostfamilies.co.nz](http://hostfamilies.co.nz)

[internationalhomestay.co.nz](http://internationalhomestay.co.nz)

## Backpackers, Hostels

The backpacker lifestyle may not be for everyone, but if you're looking for an inexpensive place to live during your studies, you may want to consider sharing your living spaces with others in a hostel-style setting.

Each of these recommended hostels offer clean and well maintained single rooms for students with communal kitchens on each level.

Backpackers for a short-term stay:

[Queen Street Backpackers](http://qsb.co.nz)  
[qsb.co.nz](http://qsb.co.nz)

[Brownkiwi Backpackers](http://brownkiwi.co.nz)  
[brownkiwi.co.nz](http://brownkiwi.co.nz)

[Base Backpackers](http://stayatbase.com)  
[stayatbase.com](http://stayatbase.com)

Hostels for longer term stays:

[ymcaauckland.or.nz](http://ymcaauckland.or.nz)

[yha.co.nz](http://yha.co.nz)

[unistay.co.nz](http://unistay.co.nz)

[residence.co.nz](http://residence.co.nz)



# Know your rights as a flatmate

Before you agree to move in to a flat, make sure that you have secured a written agreement between you and the rest of your flatmates. Things to consider may include:

- Rent: How much will it be? Is it inclusive of water, electricity and broadband?
- Appliances: Do you need to supply anything? Is the flat furnished?
- People: Are you allowed to have guests over? Is it a 'party flat' or a 'quiet flat'?
- Smoking: Are you able to smoke on the premises?

Please note that flatmates who are not named on the tenancy agreement are not covered by the Residential Tenancies Act 1986.

<https://tenancy.govt.nz/starting-a-tenancy/new-to-tenancy/flatting-101/moving-in/>

## **Paying bond money**

'Bond money' is an amount that a landlord can legally ask tenants to pay as security when they move into a property. The bond is the money that will cover the landlord should anything unexpected happen when you're living in their property, such as if you accidentally cause serious damage to the flat. Usually, a landlord will ask you to pay a maximum of four weeks' worth of rent as bond prior to you moving in – this is totally legal and to be expected.

Your bond money is held by Tenancy Services New Zealand and in order to ensure that this transaction is legal, you and your landlord will need to sign a Bond Lodgment form. This money will only be returned to you once your tenancy agreement has come to an end.

## **Using TradeMe to find accommodation**

Trade Me is New Zealand's biggest online marketplace and classified advertising platform (think of it like a Kiwi version of Ebay!). On Trade Me, you can find all sorts of useful things: second-hand and new items, part-time jobs, cars and motorbikes... if you can think of it, it's probably on there!

Trade Me is also one of New Zealand's most popular ways of finding or recruiting flatmates. In fact, they have an entire section of their website dedicated to this:

<http://www.trademe.co.nz/flatmates-wanted>

If you'd prefer to live on your own, you can also rent (or buy!) furnished and unfurnished accommodation:

<http://www.trademe.co.nz/property>





When it comes to finding accommodation, this website is generally trustworthy. HOWEVER, it is always best to follow a few golden rules.

- As we've mentioned earlier, it's always a good idea to organise temporary accommodation prior to arriving in New Zealand so that you're able to see for yourself what long-term option will best work for you. If the rent price sounds too good to be true, that may be the case!
- Trade Me advises that "If the seller is not authenticated or has ... neutral or negative feedback... you may want to reconsider bidding on/buying the item." The same applies to renting. Would you want to live with someone who has been accused of fraudulent activity? Probably not!
- Take a friend to the flat viewing: If you're a little nervous about inspecting a property, take someone you trust. Whether it be a new classmate or an old friend, it's always good to take someone with you who can give you an honest opinion and ensure your personal safety.



## Cheap Eats

**Looking for something delicious to eat that won't break the bank? Here are a few local places to get you started:**

### **Commercial Bay**

Located near Auckland's waterfront, just across from the Ferry Building, Auckland's newest shopping district has a casual-dining food court with reasonably-priced dishes to suit every taste.

### **Elliot Street**

There are a number of hidden gems on Elliot Street. Why not check out the food court, located in the Atrium Shopping Centre, which is very popular with both students and faculty at Media Design School? Alternatively for a meal that is a little more expensive, check out Elliot Stables, a more modern food hall that serves everything from sausages to sushi.

### **Ponsonby Food Court**

From French to Malaysian and everything in between, Ponsonby International Food Court has a delightful array of foods from all over the world.

### **Want to find more of Auckland's best cheap eats ?**

A great place to find out more about Auckland's best cheap eats is The Urban List Auckland. This website showcases some of the newest and trendiest places to grab a bite to eat all across Auckland.

**<https://www.theurbanlist.com/nz/a-list/cheap-eats-auckland>**

## Supermarkets

New Zealand supermarkets are packed with fresh produce, seafood, meat, and other daily essentials.

There is one major supermarket, Countdown, around the corner from the school, and a New World Metro on Auckland's main street, Queen Street, which is a short walk from Media Design School.

Most supermarkets will accommodate for a variety of dietary requirements and preferences and will readily offer halal, gluten free, and vegetarian options. However, there are also a number of specialty supermarkets throughout Auckland, such as Tai Ping Trading Co. and Harvest Wholefoods in Grey Lynn, that are definitely worth a visit.

**[countdown.co.nz](https://countdown.co.nz)**

**[newworld.co.nz](https://newworld.co.nz)**

**[taiping.co.nz](https://taiping.co.nz)**

**[huckleberryyfarms.co.nz](https://huckleberryyfarms.co.nz)**



EBIEW

Aucklanders are excellent at the art of 'brunching' (the meal eaten at a café between breakfast and lunchtime, often as a substitution for both) and there is a vibrant and diverse café scene in every inner-city suburb.

Coffee is undoubtedly the hot beverage of choice for Kiwis. We recommend you try the Flat White, which is a uniquely Kiwi blend, but if coffee isn't your thing there are a range of delicious other beverages to try too.

For the best cafés in Auckland, check out Metro Magazine's top picks here: [www.noted.co.nz/dining/best-cafes/](http://www.noted.co.nz/dining/best-cafes/)

## **Top tips**

When you dine at restaurants or cafés in New Zealand, it is not necessary to tip. However, some restaurants will occasionally provide you with the option to add additional money to your bill, so if you think that the service was outstanding you can add a little something extra.



---

Welcome Eatery, Flat White and Long Black











# Fish & Chips

# Chilly Bin

# Cheap Eats

# Dairy

# Ice Block

---

## Fish & Chips

Battered fish & fries  
(NZ's National Dish)

---

## Chilly Bin

Insulated box, keeps  
food and drink cold

---

## Cheap Eats

Inexpensive Food

---

## Dairy

Local corner  
convenience store

---

## Ice Block

Frozen fruit juice  
on a stick

# Shop 'til you drop

## Shop 'til you drop

**Auckland is a Kiwi shopper's paradise, with a number markets, malls and shopping districts within the CBD and around Auckland's outer suburbs. The great news is that, being in the heart of the city, you will have relatively easy access to them all!**

Bargain hunters should head for Dress Smart in Onehunga, which is a 25-minute train ride from the city centre. At this outlet shopping mall visitors can find all the popular chain stores offering off-season goods at big discounts. There is also a shuttle that operates during the week. It departs from Queen Street and will take you straight to Dressmart, free of charge.

If you are after vintage or second-hand clothing Save Marts throughout Auckland provide clothing at a fair price. You can also pick up bargains along Karangahape Rd (commonly known as K' Road), which is only a 10-minute walk from the school. Don't forget to check out St Kevin's Arcade while you're there, where there are plenty of fantastic shops hidden away from public view.

For fashionistas, Media Design School is close to many Kiwi designer boutiques including Karen Walker, Kate Sylvester, World and Trelise Cooper. The Britomart shopping precinct, Parnell, Queen Street and Newmarket are the hot spots for designer brands.

[dress-smart.co.nz](http://dress-smart.co.nz)

[kroad.com](http://kroad.com)

[britomart.org](http://britomart.org)




---

**Karen Walker: Britomart**

---



## Events

Auckland is home to a number of exciting events throughout the year. These include concerts, cultural festivals, art exhibitions and sporting fixtures, so you'll never be bored. You can check out what's on online through sites such as [www.eventfinder.co.nz](http://www.eventfinder.co.nz), [www.viewauckland.co.nz](http://www.viewauckland.co.nz) or on the events section of the Auckland Council website:

[aucklandcouncil.govt.nz](http://aucklandcouncil.govt.nz)

### **Tickets to most events in Auckland can be purchased from:**

[ticketmaster.co.nz](http://ticketmaster.co.nz)

[premier.ticketek.co.nz](http://premier.ticketek.co.nz)

[aucklandlive.co.nz](http://aucklandlive.co.nz)

[eventfinder.co.nz](http://eventfinder.co.nz)

## Music

Love going to gigs? You've come to the right place! Auckland's main concert venue, Spark Arena, is located on Auckland's waterfront and is just a 15-minute walk from Media Design School. For more intimate concerts, you'll most likely be heading to The Powerstation in Eden Terrace, which is a 30-minute walk or a quick bus trip from town.

Auckland is also home to the St Jerome's Laneway Festival, one of New Zealand's biggest one-day music festivals. It's typically held over Auckland Anniversary Weekend and is a must-add to your social calendar.

[vectorarena.co.nz](http://vectorarena.co.nz)

[powerstation.net.nz](http://powerstation.net.nz)

[auckland.lanewayfestival.com](http://auckland.lanewayfestival.com)

## Sports

If you enjoy watching live sporting fixtures, Eden Park is Auckland's premier sporting venue. Hidden away in the suburb of Kingsland, it is host to Auckland's rugby team, The Auckland Blues, as well as a number of international rugby and cricket fixtures throughout the year and is easily accessible by bus or train.

Other sporting venues include Vector Arena (NZ Breakers), ASB Tennis Arena, North Harbour Stadium, Western Springs Stadium (Speedway), Ellerslie Racecourse and Trusts Stadium in Waitakere.

If participating in sports is more to your taste, Auckland's Round the Bays is one of the city's most well attended events. Participants can walk, jog or run around Auckland's beautiful waterfront and join in the festivities at the end of the course.

[roundthebays.co.nz](http://roundthebays.co.nz)

## Arts and Culture

The Pasifika Festival is a yearly festival showcasing New Zealand's wide range of Pacific cultures which is held over two days at Western Springs Park, (right next to Auckland Zoo).

With over 800 handmade Chinese lanterns on display, the Auckland Lantern Festival is an unmissable event. Held in February, the Lantern Festival celebrates Chinese New Year and showcases martial arts, traditional Chinese dance and, of course, lanterns.

The Auckland Pride Festival is another event that adds colour and vibrancy to Auckland City's inner suburbs. The Pride Festival is New Zealand's largest LGBT event and celebrates the diversity of Auckland's Rainbow Community.

Matariki, or Maori New Year, is a massive celebration in New Zealand. Typically held between June-July of each year, there are a number of cultural events that are held over the Matariki period which celebrate Maori culture.

Diwali is widely celebrated in Auckland. Each October there are a number of events held around Auckland that celebrate the Indian community and their contribution to Auckland city.

Auckland is also host to a number of unique art festivals. Perhaps the most well known of these is Art in the Dark, an outdoor art installation which is held over four nights in Ponsonby's Western Park. Auckland Art Gallery also has a number of contemporary exhibitions that are constantly changing and are worth checking out.

[aucklandnz.com/pasifika](http://aucklandnz.com/pasifika)

[aucklandnz.com/lantern](http://aucklandnz.com/lantern)

[aucklandpridefestival.org.nz](http://aucklandpridefestival.org.nz)

[aucklandnz.com/diwali](http://aucklandnz.com/diwali)



**Above 1st:** Auckland Art Gallery

**Above 2nd:** Vivid Visual Education







# Jumper

# Jandals

# Bro

# Gumboots

# Togs

---

**Jumper**

Sweater

---

**Jandals**

Or flip-flops. Rubber sandals for the beach

---

**Bro**

Brother; good friend

---

**Gumboots**

Rubber boots, wellingtons, wellies

---

**Togs**

Swimming togs or swimsuit.

## Waiheke Island

It only takes 35 minutes and \$42 to visit beautiful Waiheke Island where you can explore the beaches and visit restaurants and wineries such as Cable Bay, Mud Brick and Passage Rock.

To get to Waiheke, take a ferry from Downtown Auckland or Devonport. Waiheke is too big to walk around so you will need some sort of transport while you are there. Buses meet the ferry so you can get straight into town or you can take your car over. Scooters and bikes are available for hire once you are there.

A number of tour operators offer wine tours, adventure activities and day trips but you are advised to book in advance particularly if you are travelling as part of a group.



Waiheke Island



Hobbiton

## Hobbiton

Ever wanted to recreate some of the shire scenes from Lord of the Rings? Well, now you can be your very own version of Frodo Baggins! It will take you roughly three hours by car or bus to reach the small country township of Matamata, where you can take a tour of the movie set used in both the Lord of the Rings and The Hobbit trilogies.

## Muriwai Beach

Muriwai beach takes about 45 minutes by car or bus from Auckland City. The waves at Muriwai are perfect for surfing and there is a surf school on-site, which you should definitely try if you're looking to take up a new sport while you're living in Auckland.

There are also some Kiwi delicacies in close proximity: within two minutes drive, you'll find an ice cream and a Fish and Chip shop, both of which are the perfect ingredients for a picnic on the beach.

Getting to Muriwai can be a bit challenging on public transport. Ritchies bus company runs a service to Waimauku, the nearest town to Muriwai. From here, the friendly folk at Muriwai Surf School ([muriwaisurfschool.co.nz](http://muriwaisurfschool.co.nz)) will pick you up and drive you the last nine kilometres to the beach, and drop you back to Waimauku after your lesson.

[ritchies.co.nz](http://ritchies.co.nz)

[muriwai.com](http://muriwai.com)



## Rangitoto Island

From Mission Bay in Auckland City you can see Rangitoto island, a dormant volcano covered in lush native bush and sandy coves that serve as a sanctuary for our native wildlife.

At “just” 600 years old, Rangitoto Island is the youngest volcano in the Auckland volcanic field and you can visit it by catching the ferry. If you make it to the top, you'll be rewarded by sweeping views of the city.

There are no shops on Rangitoto island so be sure to pack a sandwich.




---

**Above:** Rangitoto

**Left:** Muriwai

---

## Devonport

Devonport is home to the Navy Base and offers some spectacular views over Auckland from North Head. Check out the World War Two relics and tunnels on the mountain. There are plenty of pubs, boutique stores and galleries to explore. Take the ferry straight from the Auckland terminal and you'll be there within 20 minutes.

[devonport.co.nz](http://devonport.co.nz)

## Clevedon

There is plenty of countryside on Auckland's doorstep. Take a drive east of Auckland on a Sunday morning to Clevedon, a cute country village en route to Maratai Beach. We recommend that you visit the weekly farmers market for the freshest produce and a great cup of coffee.

[clevedonfarmersmarket.co.nz](http://clevedonfarmersmarket.co.nz)



Clevedon Farmers Market

## Orewa

Travel just a little further north of Auckland and you'll discover some of the world's most beautiful beaches. Located just off the Northern Motorway, Orewa is a small township that is home to a beautiful 3km beach that is perfect for both swimming and surfing.

If you're looking to be at one with nature, you can wander through the tracks in Eave's Bush or, if that's not your style, you can pop into historic Walnut Cottage for a traditional High Tea. You could also visit Puhoi for a cheese platter or kayak down the river to Wenderholm reserve.

[orewabeach.co.nz](http://orewabeach.co.nz)



Orewa Beach





## The Code of Practice for Pastoral Care

When students come to study in New Zealand, education providers have an important responsibility to ensure that those students are well informed, safe and properly cared for.

Media Design School follows the Education (Pastoral Care for International Students) Code of Practice 2016 published by the New Zealand Qualifications Authority (NZQA).

For more information on this code, please visit:

<http://www.nzqa.govt.nz/providers-partners/education-code-of-practice/>

## Harassment and Discrimination in New Zealand

The Human Rights Act 1993 aims to provide protection to the human rights of people in New Zealand. The Human Rights Act specifically bans sexual and racial harassment and bans people from inciting racial disharmony.

If you think you have been discriminated against or are interested in learning more about your rights under The Human Rights Act 1993, contact the Human Rights Commission:

Freephone: 0800 496 877

Email: [infoline@hrc.co.nz](mailto:infoline@hrc.co.nz)

Text: 0800 496 877

Postal address: PO Box 6751  
Auckland 1010



# Health and Welfare

## **Health Costs**

Most international students are not entitled to publicly funded health services while in New Zealand. If you receive medical treatment during your visit, you may be liable for the full costs of the treatment. Full details on entitlements to publicly funded services are available through the Ministry of Health.

## **Finding a Doctor**

To find a General Practitioner or Doctor who practices close to where you live, look in the Yellow Pages under 'Registered medical practitioners & medical centres' or visit [www.healthpoint.co.nz](http://www.healthpoint.co.nz) to find medical centres and relevant medical services in your local area

## **Mental Health**

If you feel as though you may be experiencing depression or anxiety, or are anxious about living in a new country, please know that you're not alone and that there are many places you can turn to ask for help:

<https://depression.org.nz>

**Depression Helpline – 0800 111 757**

**Lifeline – 0800 543 354**

## **Sexual Health**

For advice, information, contraception, check ups and consultations related to sexual health, visit Family Planning or Auckland Sexual Health Service. Both have clinics around Auckland and offer confidential advice and assistance for men and women of all ages.

[ashs.org.nz](http://ashs.org.nz)

[familyplanning.org.nz](http://familyplanning.org.nz)

**RainbowYOUTH** is a national organisation based on providing support, information, advocacy for young queer and trans people up to the ages of 28. The team at Rainbow Youth are incredibly supportive of gender diverse people and would be more than happy to introduce you to Auckland's rainbow community.

<http://www.ry.org.nz>

If you're wanting to talk to someone about anything sexual identity-related, OUTLine provides confidential telephone support. Give them a call on 0800 688 5463 (OUTLINE).

# Accident insurance

The Accident Compensation Corporation provides accident insurance for all New Zealand citizens, residents, and temporary visitors to New Zealand, but you may still be liable for all other medical and related costs. Further information is available from ACC.

[acc.co.nz](http://acc.co.nz)



**The New Zealand Emergency Services number is 111. Don't hesitate to use this number if you feel unsafe or threatened.**

## Alcohol and Tobacco

The legal drinking and purchasing age for alcohol in New Zealand is 18 years, the same as it is for cigarettes and tobacco. Bars and outlets selling alcohol and tobacco will check your ID, so make sure you carry a photo ID with you at all times. In Auckland city, many public places are covered by an alcohol ban. This means that you are not allowed to drink any form of alcohol in these places. Check out the Auckland City Council website to locate the alcohol ban areas.

Drugs are illegal in New Zealand and any person found to be in possession of any type of recreational drug will be prosecuted by the New Zealand Police.

### **Auckland City Council:**

[aucklandcouncil.govt.nz](http://aucklandcouncil.govt.nz)

### **Alcohol Drug Helpline:**

0800 787 797

### **Smoking Quitline:**

0800 778 778

## Emergency contact numbers

### **Police/Fire/Ambulance:**

111

### **Deaf emergency fax:**

0800 16 16 10

### **Deaf emergency textphone:**

111

### **For non-urgent ambulance:**

0800 16 16 16

### **Civil Defence:**

111

### **Auckland City Hospital:**

09 367 0000

### **Middlemore Hospital:**

09 276 0000

### **North Shore Hospital:**

09 486 8930



**MEDIA  
DESIGN  
SCHOOL**



## Phone and Internet

You will have access to the Internet at Media Design School. However, there can be several people using the school computers at one time so you may want to organise your own phone and internet connections in order to stay in touch with family and friends.

For mobile phones, Spark, Vodafone, 2degrees and Skinny are the biggest players in the New Zealand. 2degrees and Skinny are particularly good for students as they are generally the cheapest providers and they don't tend to lock you into a contract.

2degrees also offer a Visitors SIM card for international travellers and visitors. You can pick up one of these SIMs for free from a number of backpackers around Auckland:

[2degreesmobile.co.nz/nzvisitorsim](http://2degreesmobile.co.nz/nzvisitorsim)

[vodafone.co.nz](http://vodafone.co.nz)

[spark.co.nz](http://spark.co.nz)

[2degreesmobile.co.nz](http://2degreesmobile.co.nz)

There are also a number of Internet providers in New Zealand, so it is a good idea to shop around for the best deal. Here are a few of the cheaper providers we recommend you look at:

[bigpipe.co.nz](http://bigpipe.co.nz)

[slingshot.co.nz](http://slingshot.co.nz)

[skinny.co.nz](http://skinny.co.nz)

If you do not want to enter a contract, it may be worth considering buying a mobile broadband stick (also known as USB data). These devices can simply be plugged into your laptop and can be purchased from any phone provider.

[2degreesmobile.co.nz/mobile-data/devices](http://2degreesmobile.co.nz/mobile-data/devices)

## Banking

The easiest way for you to do your banking is to open a New Zealand bank account on arrival into the country. The bank in your native country may be able to help you with this, but it is also very easy to apply online.

It's worth shopping around for a few options before choosing a bank so you can get the best deal. Once you decide on a provider though, you will still have to bring in your ID and other documentation to show the bank when you arrive in Auckland. Most banks will offer a student account, which has lower fees and other benefits.

[asb.co.nz](http://asb.co.nz)

[anz.co.nz](http://anz.co.nz)

[kiwibank.co.nz](http://kiwibank.co.nz)

[bnz.co.nz](http://bnz.co.nz)

[westpac.co.nz](http://westpac.co.nz)



## Inland Revenue Department (IRD)

If you are wanting to work whilst you study, you will need to pay New Zealand taxes. The amount that you are taxed depends on how much you earn and what hours you are working. Your employer will automatically deduct taxes from your wages.

As soon as you have a permanent address/employer in New Zealand you should apply for an IRD number. In order to apply for an IRD number, you will first need to create a fully functional New Zealand bank account.

### How do I apply for an IRD Number?

- You will need to obtain an IRD 742 form – this can be found at any New Zealand PostShop or downloaded via the IRD website
- Enclose a copy of passport for identification, a statement from your New Zealand-based bank, and a letter that shows evidence of your New Zealand-based address.
- You'll also need to include what is called a 'proof of activity' to show that you are studying with Media Design School. This can be obtained from the school – simply visit Reception for more information.

Finally, send in the completed form and all of your supporting documents to:  
Inland Revenue, PO Box 39010,  
Wellington Mail Centre 5045, New Zealand

[immigration.govt.nz](http://immigration.govt.nz)

[ird.govt.nz](http://ird.govt.nz)

**As an international student, you can apply to the New Zealand Immigration Service to work part time in New Zealand during your studies.**

If you are successful in your application, you'll be eligible to work for up to 20 hours per week during the academic year, it will be stated on your student visa. Common places to find job listings are:

[seek.co.nz](http://seek.co.nz)

[trademe.co.nz](http://trademe.co.nz)

[sjs.co.nz](http://sjs.co.nz)



**Inland Revenue**  
Te Tari Taake

Inland Revenue logo

---

# What happens after graduation?

Quite often, industry professionals looking to fill vacancies will contact Media Design School. We advertise industry relevant job vacancies in our Media Design School Alumni group on LinkedIn, so it's a great idea to sign up for this service while you're still studying.

If you want to work in New Zealand after you've completed your studies you will need a work permit. You can apply for a Post-Study Work Visa for a maximum of 12 months if you successfully complete a qualification in New Zealand that qualifies for points under the Skilled Migrant Category of Residence Policy. You must apply for this work no later than three months after the end date of your student permit for that qualification. Once you have secured relevant employment you can then apply for either a post study two-year work permit or proceed directly to the Skilled Migrant Category.

Note: NZ Immigration requires specific visas for specific activities, i.e. work, student, visitor, and residency. Full details of visa requirements, advice on rights to employment in New Zealand while studying, and reporting requirements are available through the New Zealand Immigration Service.

[immigration.govt.nz](https://immigration.govt.nz)



Media Design School student

---







Kei te pēhea koe

Kei te pai ahau

Haere rā

E noho rā

Tumeke

---

Kei te pēhea koe

How are you?

---

Kei te pai ahau

I am good

---

Haere rā

Goodbye  
(to someone leaving)

---



E noho rā

Goodbye  
(to someone staying)





---

Tumeke

Too much, meaning  
well done!

 +64 9 303 0402  
 [info@mediadesignschool.com](mailto:info@mediadesignschool.com)

 92 Albert St  
Auckland  
New Zealand

 [twitter.com/mdsnz](https://twitter.com/mdsnz)  
 [facebook.com/mediadesignschool](https://facebook.com/mediadesignschool)  
 [youtube.com/user/MediaDesignSchool](https://youtube.com/user/MediaDesignSchool)  
 [instagram.com/mediadesignschool](https://instagram.com/mediadesignschool)